
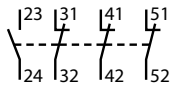
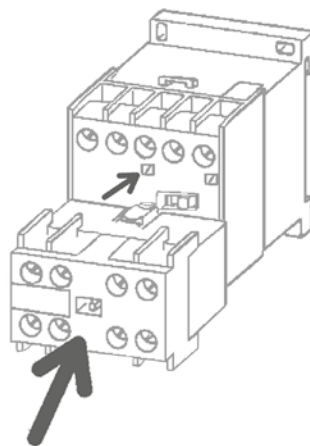






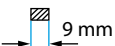



06K
06K.0x - AUXILIARY CONTACTS

WIRING DIAGRAMS (Contact)	
06K.03	06K.06
	


06K.1x - AUXILIARY CONTACTS

06K.11	06K.12	
		
AC1=I _{th} at 690 V	max. 40°C A max. 60°C A	10 6
AC15	220-240 V A 380-400 V A 500 V A 660-690 V A	3 2 1.2 0.6
DC13	60 V A 110 V A 220 V A	2 0.4 0.1
	max. gL (gG) A	20
 Pz2  0.8 - 1.4 Nm  9 mm		

