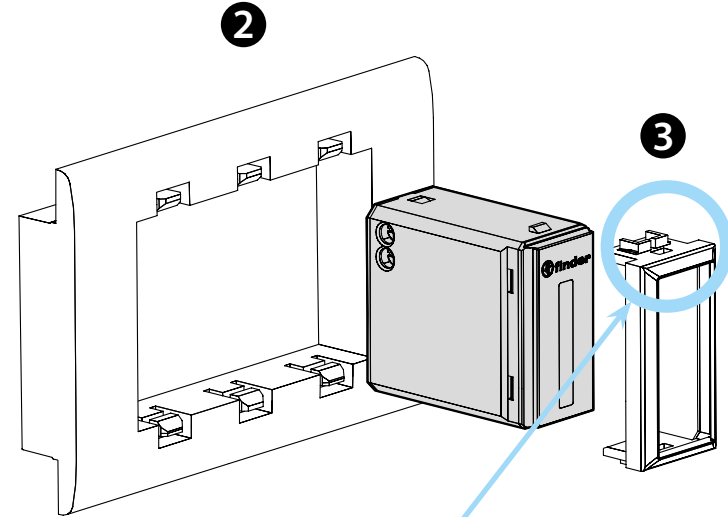
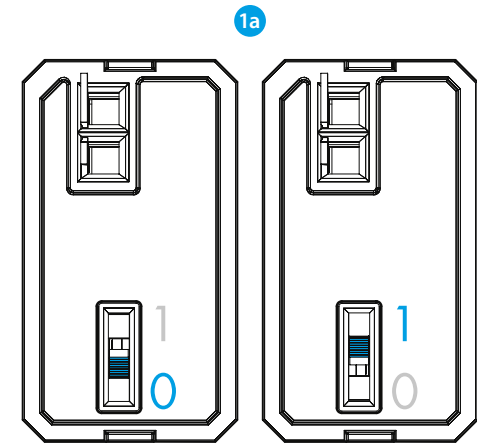
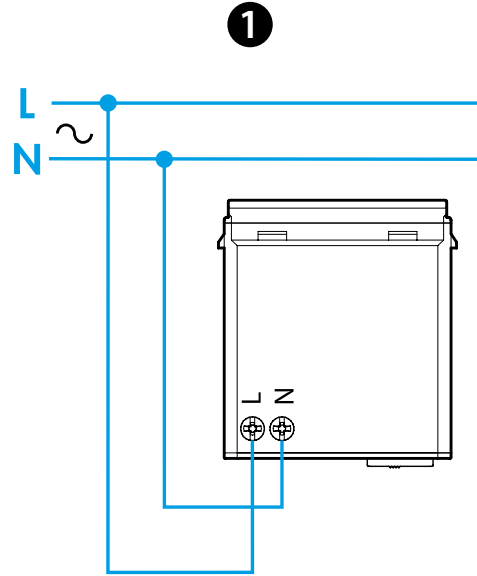




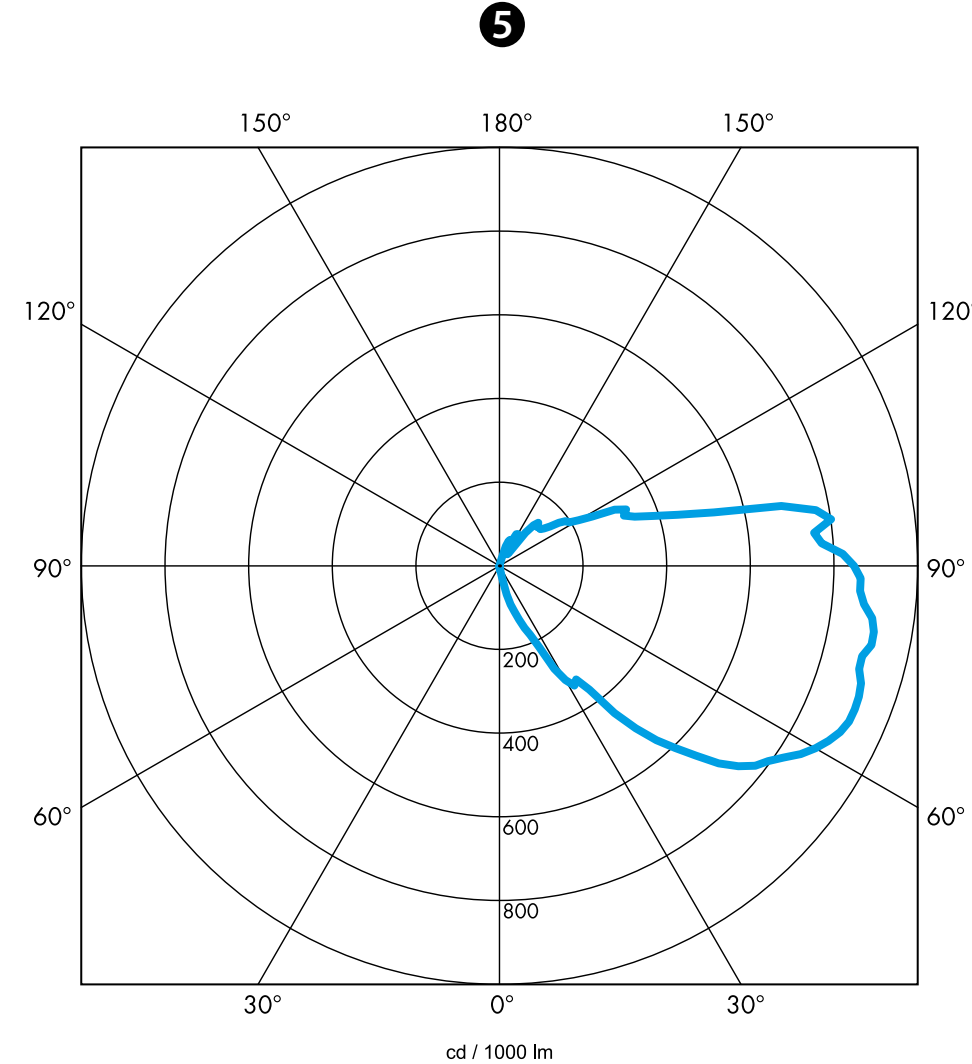
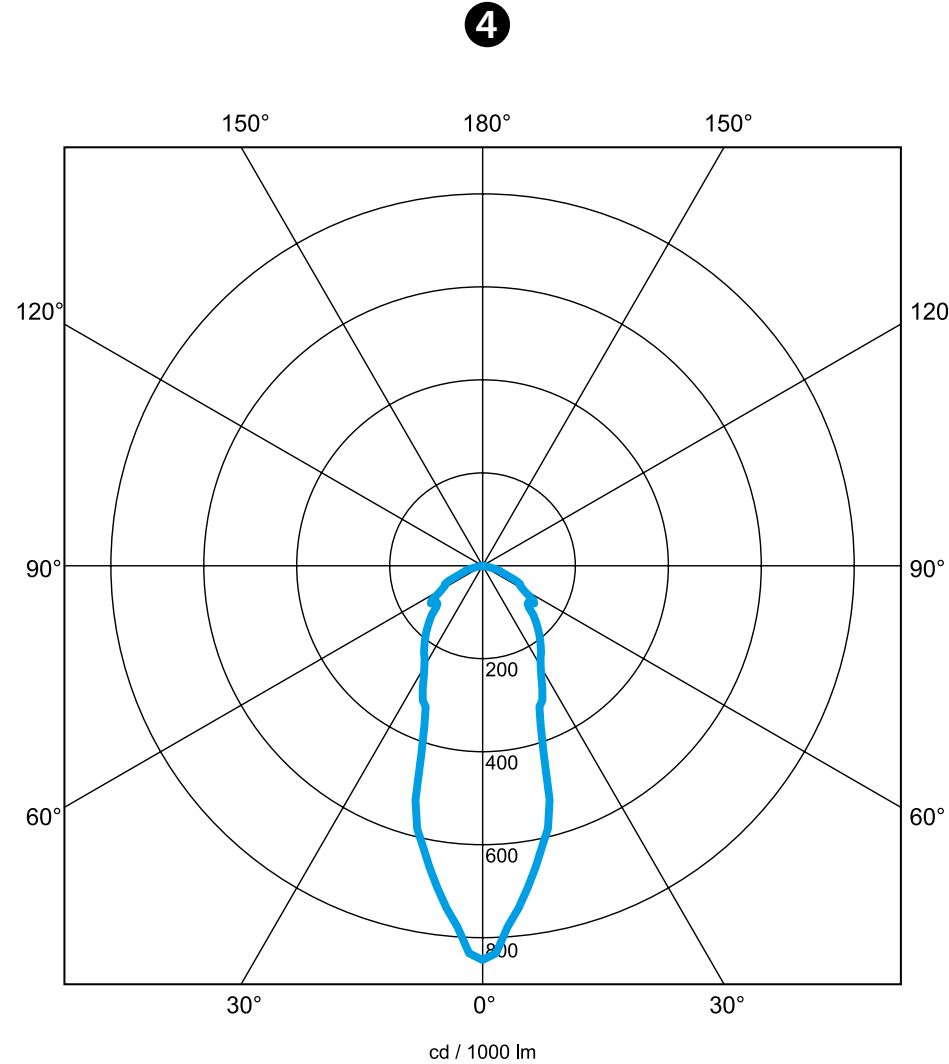

1L.10

	1L.10.8.230.000X U _N 110...230 V AC (50/60 Hz) U _{min} 88 V AC U _{max} 264 V AC P 0.2 W
	(-10...+50)°C
IP20	



3a

AV	Ave S44
BT1	Bticino Living – LivingLight – LivingLight Air
BT2	Bticino Axolute
GW	Gewiss Chorus - Bticino Matix
GW1	Gewiss System
SU	Simon Urmet Nea
VM1	Vimar Plana – Eikon-Arké
VM2	Vimar Idea



ENGLISH

1L.10 LED EMERGENCY LIGHT - wall mounting

1 WIRING DIAGRAM

1a PUTTING INTO SERVICE: after carrying out the connection (1) and before proceeding with step (2) move the selector from position 0 to 1.
With this setting the Lamp will turn on when power is OFF and will turn off with the power supply present

2 INSTALLATION

3 ADAPTOR

(See table 3a for compatible systems)
Note that these trademarks and trade names are not the property of FINDER S.p.A or any of its associated companies, and are referred to in this sheet for the purposes of technical information only.

4 POLAR DIAGRAM (horizontal section)

5 POLAR DIAGRAM (vertical section)

PRODUCT DATA

- Current consumption @230 V: 10 mA
- Time to fully charge the battery: 72 h
- Maximum illumination time (assuming fully charged battery): 2.5 hours
- Luminous flux: 14 lumens
- Efficiency: 67 lumens/Watt
- Color temperature: 5700 K
- 1L.10.8.230.0000 White
- 1L.10.8.230.0002 Anthracite gray

