


40 Series Miniature PCB/Plug-in relays



New PCB/Plug-in relays with 2 contacts 8A - AgSnO₂ Type 40.52

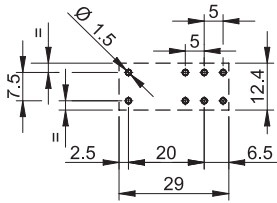
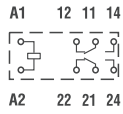
New relays with 2 CO contacts 8 A and low coil power.
AgSnO₂ contact guarantees much higher performance in the presence of loads with high inrush currents.

- 2 CO contacts 8 A
- AgSnO₂ contacts for maximum peak current up to 60 A for 5 ms
- AC and DC coils
- Complies EN 60335-1 glow wire requirements
- Ambient temperature range -40...+85°C
- 5.3 mm pin pitch for 95 Series sockets mount or PCB

Approvals

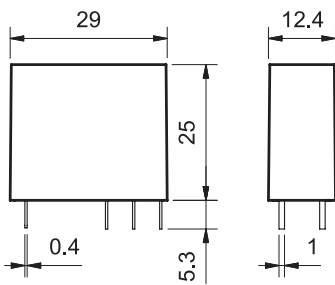


New PCB/Plug-in relays with 2 contacts 8A - AgSnO₂
Type 40.52




Copper side view


- 2 CO contacts rated 10 A
- Wide range of AC and DC coil voltages available
- Coil power AC, 1.2 VA (50 Hz)
Standard DC, 650 mW
Sensitive DC, 500 mW
- 8 mm Creepage and Clearance, 6 kV (1.2/50µs) between coil and contact
- Contact material AgNi or **AgSnO₂**
- Meets EN 60335-1 glow wire requirements
- 95 series sockets for PCB or 35 mm rail mounting (EN 60715) with Screw, Screwless or Push-in terminals
- Environmental protection: RT II - flux proof (Standard)
RT III - wash tight (Option)
- Ambient temperature range -40...+85°C




AC Version



DC Version



95.P5



95.05



99.02

	Type 95.P5 Push-in terminals	Type 95.05 Screw terminals
Sockets		
Metal retaining clip	095.71	095.71
Plastic retaining and release clip (supplied with socket - packaging code SPA)	095.91.3	095.01
8-way jumper link	097.58	095.18
2-way jumper link (12.5mm pitch)	097.52	—
2-way jumper link (4.6mm pitch)	097.42	—
Marker tag holder (for tags 060.48 type)	097.00	097.00
Identification tag	095.00.4	095.00.4
Modules	99.02	99.02
Timer modules	86.30	86.30
Sheet of marker tags for plastic retaining and release clip 095.91.3 and for marker tag holder 097.00, 48 tags, 6 x 12 mm, for CEMBRE thermal transfer printer	060.48	060.48

99.02 coil indication and EMC suppression modules		
Diode (+A1, standard polarity)	(6...220)V DC	99.02.3.000.00
LED	(6...24)V DC/AC	99.02.0.024.59
LED	(28...60)V DC/AC	99.02.0.060.59
LED	(110...240)V DC/AC	99.02.0.230.59
LED + Diode (+A1, standard polarity)	(6...24)V DC	99.02.9.024.99
LED + Diode (+A1, standard polarity)	(28...60)V DC	99.02.9.060.99
LED + Diode (+A1, standard polarity)	(110...220)V DC	99.02.9.220.99
LED + Varistor	(6...24)V DC/AC	99.02.0.024.98
LED + Varistor	(28...60)V DC/AC	99.02.0.060.98
LED + Varistor	(110...240)V DC/AC	99.02.0.230.98
RC circuit	(6...24)V DC/AC	99.02.0.024.09
RC circuit	(28...60)V DC/AC	99.02.0.060.09
RC circuit	(110...240)V DC/AC	99.02.0.230.09
Residual current by-pass	(110...240)V AC	99.02.8.230.07